

# Introduction to Handbell Ringing

ST MARTIN'S  
GUILD   
OF CHURCH  
BELL RINGERS  
EST. BIRMINGHAM 1755

# The Basics

- Handbell ringers are ringing the same methods
- But thinking in a different way
- Requires lots of practice, just like tower bells
- There is a handstroke and a backstroke
- One change per stroke, as with tower bell ringing



Note – these guys are the crème de la crème!



## The Positives

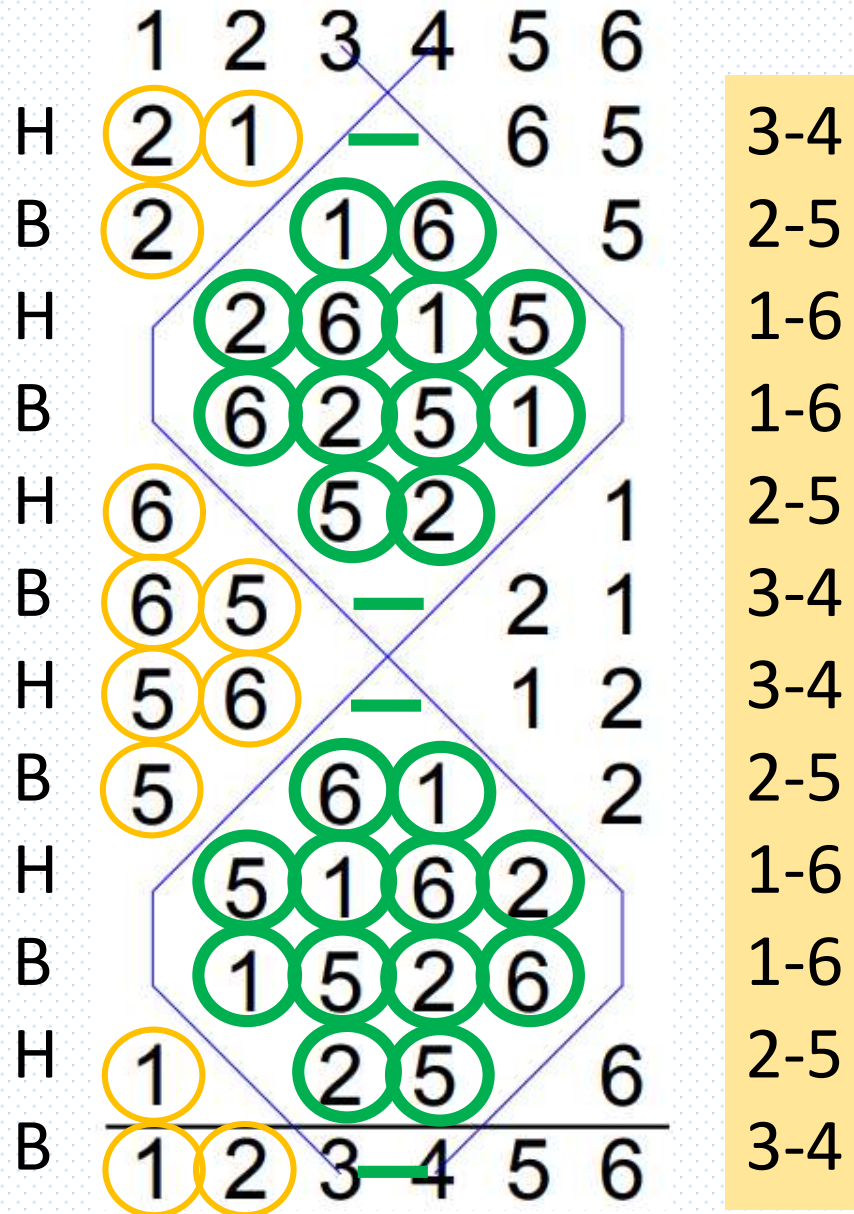
- You can do it sitting down
- You don't have to leave home
- You only need to find half as many people
- No need to go to church
- Easier to achieve high standard

## The Negatives

- Not as sociable
- Lacks the physical activity
- You don't get to visit lots of nice places
- Don't often go to pub afterwards
- It's only really about change ringing
- You have to ring two each!!

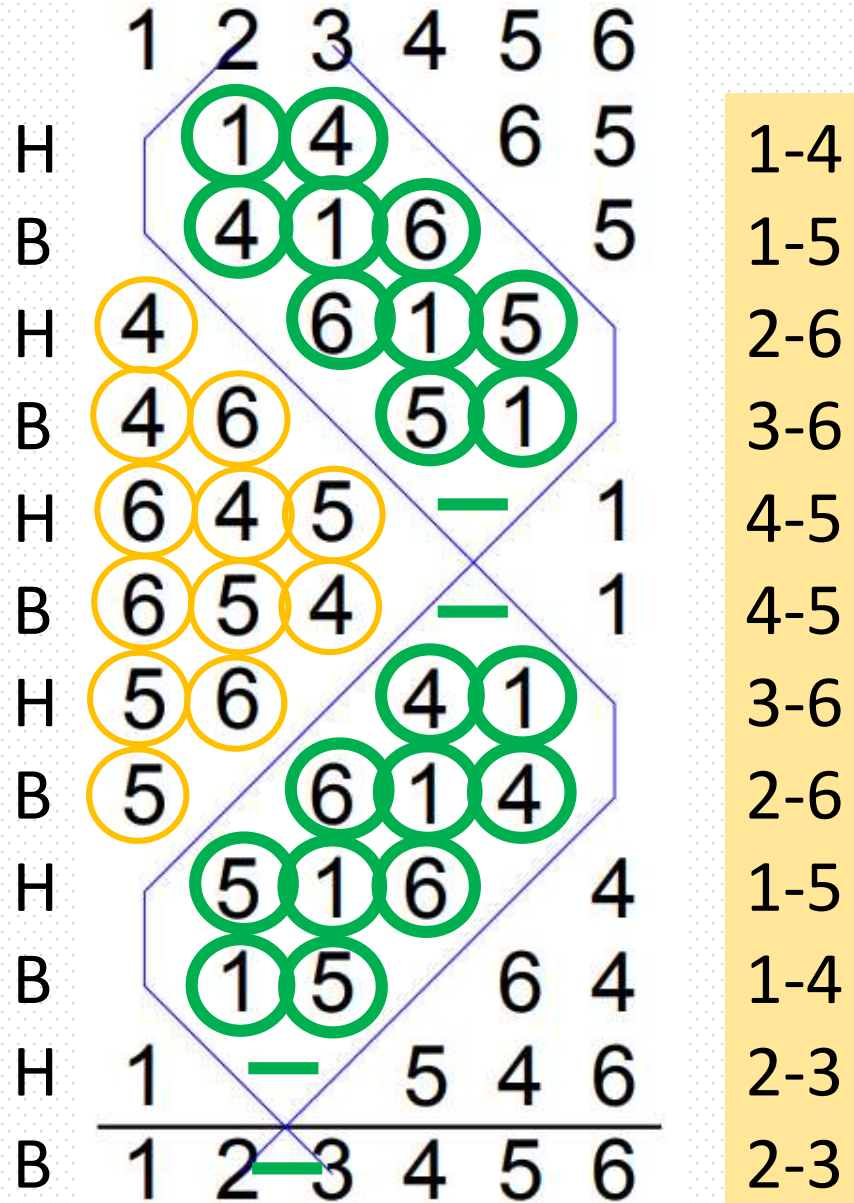


# The 3-4 position



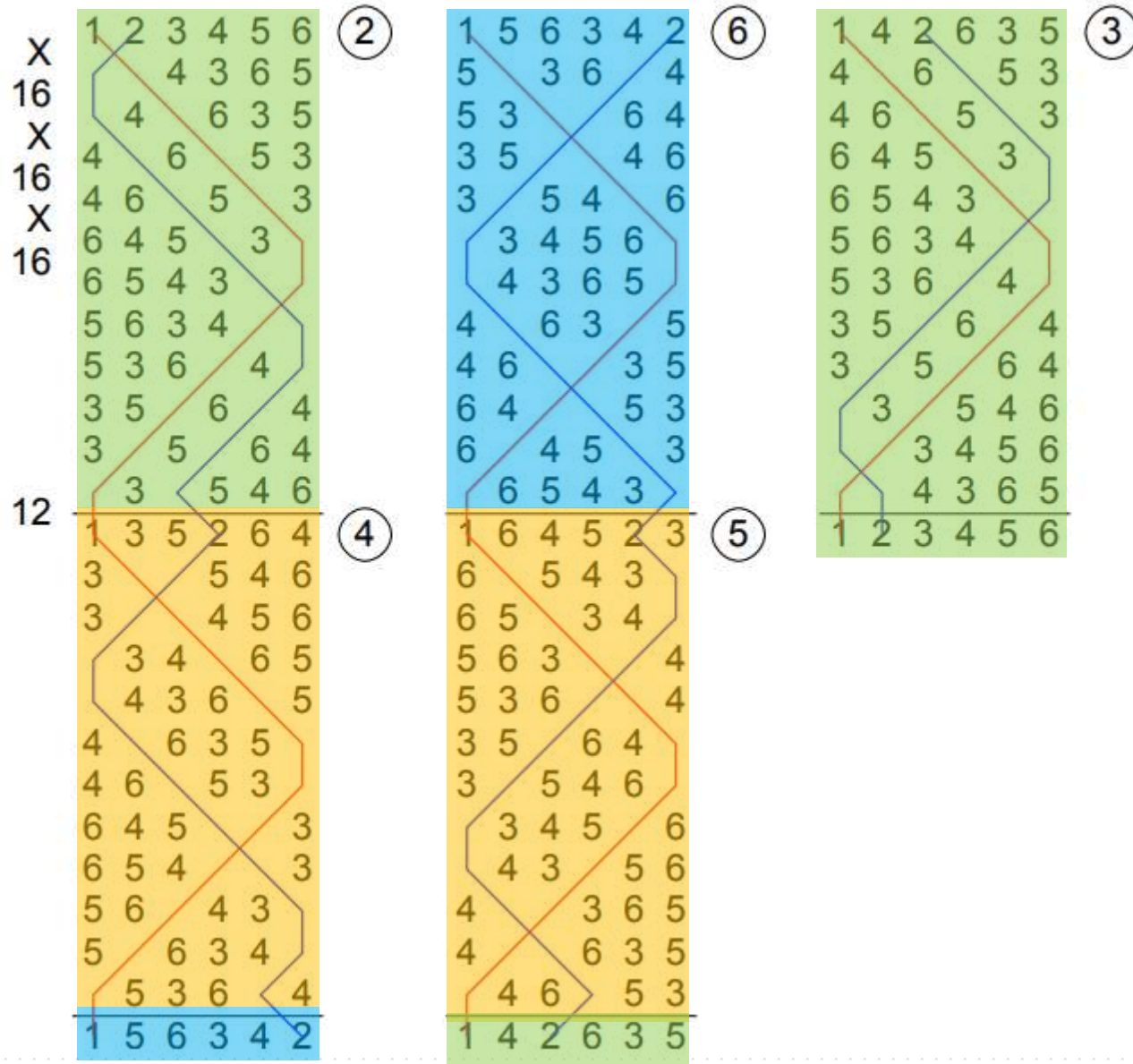


# The 2-3 position



# Putting it together: Plain Bob Minor

Plain Bob Minor



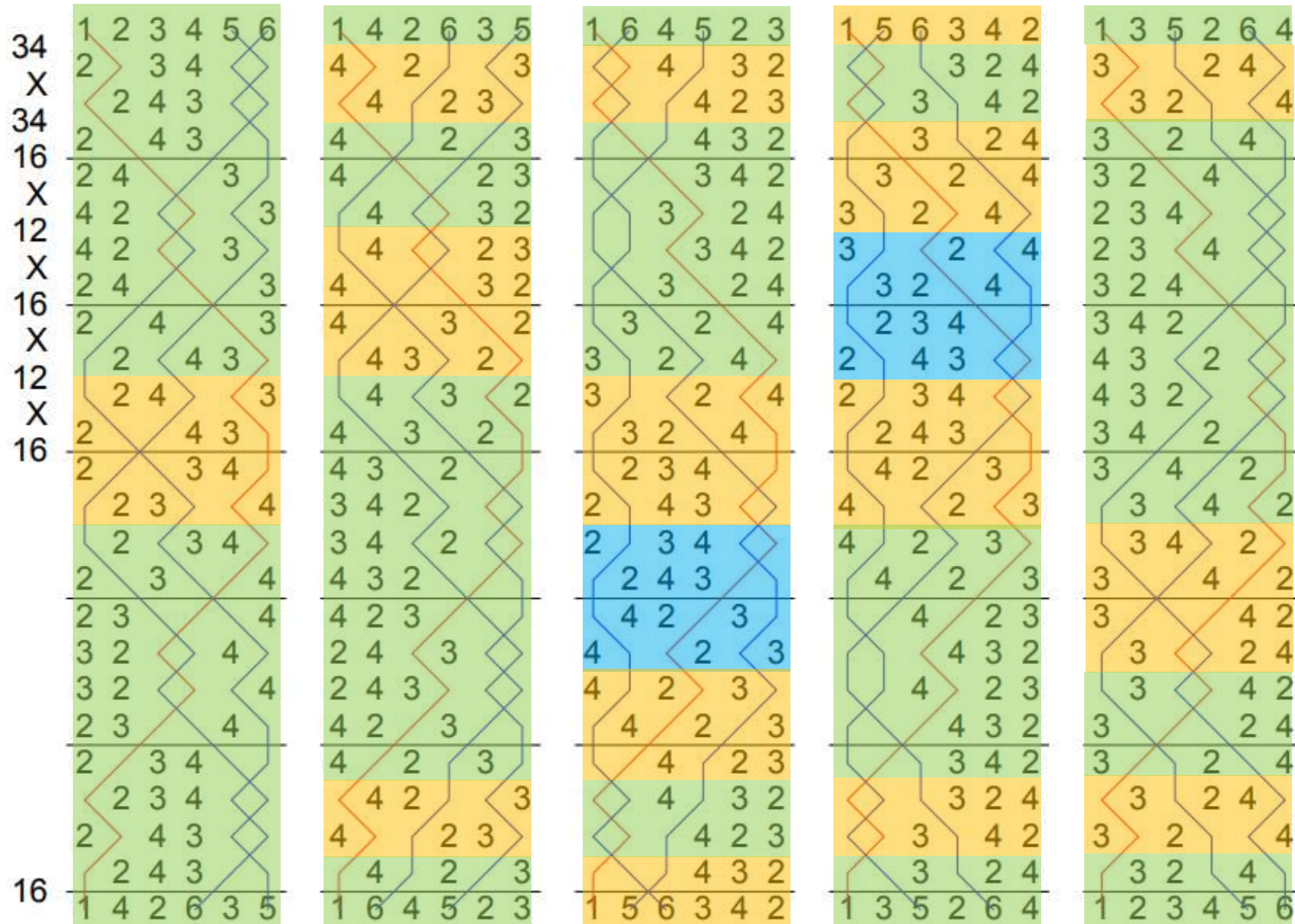
1-2 position

2-3 position

3-4 position



# Kent Treble Bob Minor



1-2 position

2-3 position

3-4 position



## What makes it harder?

- Rhythm of the bell swing doesn't help you
- Two bells almost always go wrong together
- Harder to conduct
- Concentration more intense

## What makes it easier?

- Just thinking about relative positions
- Don't actually need to learn two blue lines
- Don't have to worry about actually ringing a bell
- Not dealing with relative size issue or ropesight

# Handbell performance at the Ancient Society of College Youths 380th Anniversary Dinner, 4 Nov 2017



1-2 David Pipe  
3-4 John Hughes-D'Aeth  
5-6 David Brown

7-8 Tom Hinks  
9-10 Rob Lee  
11-12 Michael Wilby

---



Association of  
Ringing  
Teachers



Learning the Ropes  
**HANDBELLS**



# Can anyone learn to ring handbells?





	Level 1	Level 2	Level 3	Level 4	Level 5	Level 6
	Base Camp	Valley of Silence	Lhotse Wall	Hilary Step	Death Zone	Summit!
	Using ringingroom, ringing one and two bells	Plain hunt a single bell - treble then 2nd	Plain hunt on coursing pairs	Opposties and 2-3 positions	Bob Minor on the tenors	Bob Minor 1-2 and touch, Little Bob, Kent on 5-6
Charlie						
Kunal						
Susan				23 and 34		
Sara				23 and 34		
Orson						
Elizabeth						
Paisley				34		
Robbie				34 and 45		
Lex						
Max						
Cian						
Caoimhe			12 OK			

# Further resources

- <http://www.abelsim.co.uk/> - Abel ringing simulator
- <http://methods.ringing.org/> - online method collection, which you can customise to include the blue lines for a pair of bells.
- <https://www.handbellringing.co.uk/> - excellent blog about learning to ring handbells. The authors have recently published a book on handbell ringing as well.
- <http://www.pchurch.org.uk/ringing/index.html> - another interesting site about learning to ring handbells
- <https://cccbr.org.uk/product/the-beginners-guide-to-change-ringing-on-handbells-download/> - classic book on handbell ringing, free download!

# Introduction to Handbell Ringing

Questions?

ST MARTIN'S  
GUILD   
OF CHURCH  
BELL RINGERS  
EST. BIRMINGHAM 1755